



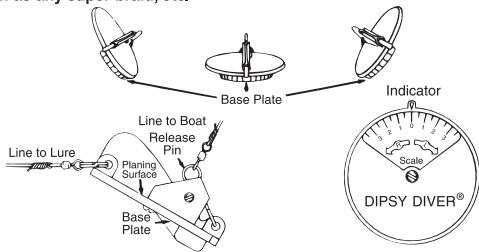
#1 DIPSY DIVER® DEPTH CHART

The amount of line needed to reach a desired depth is shown under each base plate setting.

-  Amount of line needed without "O" ring
-  Amount of line needed with "O" ring

DESIRED DEPTH	BASE PLATE SETTING						
	0	1	2	3			
10	16	14	20	17	24	20	24
15	21	18	25	22	30	25	28
20	31	27	35	30	41	34	40
25	39	34	46	40	55	46	53
30	50	43	58	50	69	57	67
35	63	55	73	63	88	73	85
40	74	64	88	76	105	87	103
45	89	77	104	90	144	102	120
50	106	92	123	107	147	122	142
60	138	120	168	140			
70	175	150					

Depth chart readings are based on troll speed of 2.5 to 3.0 MPH using 20-lb. mono. Trolling depth achieved will increase or decrease by 10% for each one MPH faster or slower. Line diameter and lure or attractor drag can also affect depth reached. The Dipsy Diver will reach greater depths when used with wire line or line that has a smaller diameter, such as any super braid, etc.



This chart shows the approximate depth the #1 Dipsy Diver with "O"-ring will reach by measuring the amount of line released after the diver enters the water. Trolling speed, line diameter and lure drag can increase or decrease these figures.

Once fish have been located, you can then select the right depth and begin concentrating on that particular depth and area.

Running in a straight line is the least effective approach you can take once fish have been located. Trolling in a zigzag or "S" pattern between two points will impart both changes of speed and depth to the Dipsy and its trailing lure, the kind of erratic action that triggers strikes from following fish.

FOUR DIPSY SIZES

There are four different Dipsy Diver sizes to accommodate different trolling situations. The 2-1/4" diameter 3/0 size (Mini Dipsy®) can be effectively trolled as fast as 3 m.p.h. and covers the 14- to 20-ft. depth range with a 100- to 120-ft. letback. It will easily handle 1/8- to 1/4-oz. crankbaits, taking them to depths they are unable

#3 MAGNUM DIPSY DIVER® DEPTH CHART

The amount of line needed to reach a desired depth is shown under each base plate setting using 20# monofilament line. Depths achieved are without using "O" ring.

DESIRED DEPTH	BASE PLATE SETTING			
	0	1	2	3
20'	25	27	30	32
30'	40	48	55	60
40'	56	68	80	85
50'	80	88	95	110
60'	100	110	120	140
80'	140	155	175	195
100'	180	195	220	250

Depth chart readings are based on troll speed of 2.5 to 3.0 MPH using 20-lb. mono. Trolling depth achieved will increase or decrease by 10% for each one MPH faster or slower. Line diameter and lure or attractor drag can also affect depth reached. The Dipsy Diver will reach greater depths when used with wire line or line that has a smaller diameter, such as any super braid, etc.

to achieve on their own. It will also effectively tow thin-bladed Coyote™ Spoons, Diamond Kings™ and various weighted spoons in the 1/8- to 1/2-oz. range.

Using the included O-ring the size 0 dives to 35 feet and the size 1 to 50 feet. The largest size in the Dipsy line is the Magnum. It features a heavier ballast weight in the adjustable base plate and can use a larger Monster O-ring to take it down even deeper. Without the O-ring it will still achieve 100 foot depths. These four Dipsys offer anglers flexibility in reaching that critical "Bite Zone".

DIPSY DIVER SNUBBER

It is recommended that you use a rubber snubber to absorb the shock of hard-striking or soft-mouthed fish. Rigged between the Dipsy and the lure or bait, it will result in many more well-hooked fish and successful landings.




Dipsy Diver® Snubber

SHARP HOOKS PAY OFF

One of the easiest things you can do to improve your catch is to maintain super-sharp hooks at all times. Luhr-Jensen™ hook files have proven to be the absolute best fish hook sharpening tools available and will produce a needle-sharp point in seconds. Hold the file parallel to the hook point and with gentle, one-way strokes remove a small amount of metal from at least two sides of the point. This will create both a sticky-sharp point and a knife-like cutting edge.

This is one of a series of more than 25 detailed reports produced by Luhr-Jensen. For the complete series of Tech Reports, Tech Sheets and Tech Bulletins, visit the Luhr-Jensen website at www.luhrjensen.com.


Visit us on the web at www.luhrjensen.com #8822-012



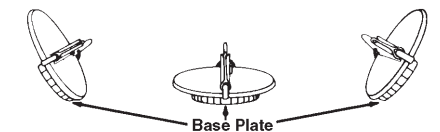
TECH REPORT #12

A Complete Guide On How To Effectively Troll With

THE DIRECTIONAL DIPSY DIVER®



The directional Dipsy Diver® is the most advanced trolling sinker available today. Its round shape allows for multidirectional trolling and also facilitates (with a special "O-Ring") instant changes in diving capability, providing the angler with two different size divers in one.



© Luhr-Jensen of Hood River, Oregon

Like all diving planers, the directional Dipsy Diver® is held in planing position by a lead weight. But with the Dipsy, this weight is molded into an adjustable base plate. By rotating this plate to the right or left, the planing surface is offset, causing the diver to move to either the port or starboard side when trolled. By leaving the weight at center, the diver will track straight behind your boat.

DIVERS VS. LEAD

Lead weights are widely used to take a lure deep, but when compared with a diver (especially a multidirectional one) lead leaves much to be desired.

Lead relies 100% on its inherent weight to overcome drag and achieve depth. Diver's use only a fractional amount of lead, along with a planing surface, to achieve the same depth. When fishing lead the resistance of a heavy weight is constant, but a diver loses its resistance in the water when tripped, allowing easy retrieval of your gear. This loss of pressure and drag also provides extra sport and enjoyment when fighting fish, as there will be almost no terminal gear resistance. Perhaps even more important, because the diver pressure is relieved when tripped, fish are prevented from gaining leverage and throwing your hook. Prior to divers, the only way an angler could accomplish this loss of water pressure was to use a break-away lead; a very expensive way to fish.

Another big advantage of divers over lead weights is that divers also act as fish attractors because of their color and shape. When trolling or exploring unknown waters or where fish are scattered, divers provide an attraction value to draw fish in. Dipsy Divers are available in an extensive array of colors, including Everglo™ Glow-In-The-Dark finishes.

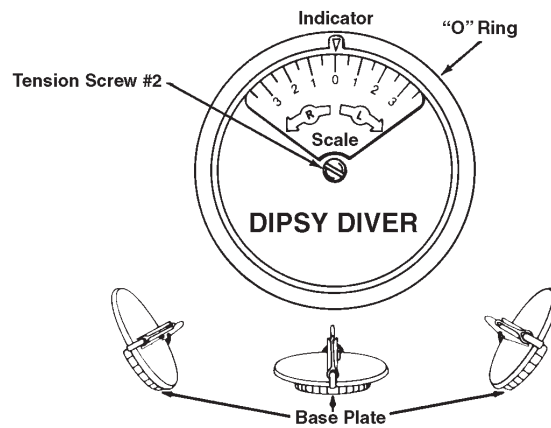
Divers are very easy to operate, apply to trolling in both fresh and salt water and are simple to rig. Any angler can use a diver successfully the first time out and they only require a minimum of terminal gear and storage space.

HOW IT WORKS

The special round shape and resulting multidirectional feature sets the Dipsy Diver apart from others. The ability of the angler to add or subtract depth capability with the unique "O-ring" (on sizes #0, #1 and #3) is yet another outstanding feature of this diver...it's like getting two separate divers for the price of one. Here's how the Dipsy Diver works.

After you've tied your line to the barrel swivel at the front end of the diver and have locked the adjustable

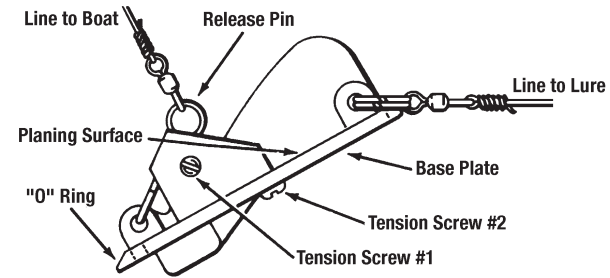
trip mechanism in place, it's ready to fish. When trolled, water pressure against the diver's planing surface causes it to dive. Shifting the base plate weight to the left or right offsets the planing surface and results in the diver descending on a controllable angle. This multidirectional feature is possible because the base plate contains a molded-in weight that can be shifted in degrees. Each degree of shift will cause a change in the angle of descent. Set at "0" the diver will dive and track straight. A shift right or left as indicated on the base plate arrow (see diagram below) will cause the diver to track to port or to starboard.



Because the Dipsy Diver is directional, it gives you the following advantages not obtainable with other divers or planers:

- It doubles your trolling area, as indicated in the page 5 illustration, and lures are thus exposed to fish which might not otherwise see them.
- More lures can be trolled and sharp turns made without the fear of tangling.
- Downrigger anglers particularly can take advantage of the Dipsy because it will troll to the side and not interfere with cables, allowing the use of more lines than previously possible.
- It can be used for trolling just beneath the surface and can be tripped easily from the boat.

Size #0, #1 and #3 Dipsys come with a special removable "O-ring" which, when in position, creates extra planing surface and delivers up to 20% more depth. The depth your diver attains will depend on trolling speed, diameter of line, length of line out and weight of your lure and/or added attractor such as a dodger. Light lines and small lures generate less water resistance and therefore more depth, while heavy lines and large lures and/or dodgers generate more resistance and comparably less depth. It also is important to note that the angle of your line from boat to water DOES NOT indicate the underwater position of the Dipsy Diver, because of line belly. The table on page 6 should be used to correctly figure the true side angle and location of the diver underwater.




RIGGING

Rig your Dipsy for fishing similarly to the page 5 diagrams, allowing at least 4- to 6-feet of leader between the diver and lure or, when using a dodger, have at least 48" of leader between it and the diver.

Because the trip mechanism is adjustable, you'll be able to set it just right for the gear you're using. The #1 tension screw should be set to hold the release pin securely in place while trolling, but release easily from a sharp tug on the rod or strike from a fish.

The base plate is held in position by tension screw #2, which should be tightened just enough to hold the plate in position and still permit easy rotation for a new setting.

Shown in the following illustrations are several ways to rig the Dipsy and trailing lures and/or dodgers for trolling. Note the best results with a dodger are obtained from base plate settings 0 to 2.



TROLLING TIPS

With trolling you can cover the greatest amount of water in the shortest time, allowing you to locate concentrations of fish quickly and easily, even on big or unknown waters. The multidirectional aspect of the Dipsy Diver means that you can cover an extremely wide swath of water on each trolling pass and draw strikes from fish that otherwise would have been missed. Because the diver can be set to run at predetermined depths, you also have the ability to cover not only a wide horizontal section of water, but also great vertical range.

